

Low Power Indoor

Great choice for under cabinet and coves offering subtle lighting effects.



FEATURES

- 1 Bin
- 2 Step MacAdam Ellipse
- 3oz PCB board
- 3M Adhesive
- 50,000 hours life
- High brightness 5060 SMD LEDs
- Field cuttable
- Low power consumption
- Available in 20' (6.1m) and 100' (30.48m) spools (custom cuts available)
- Safe, 24V class 2 power supplies (sold separately)
- Fully dimmable with dimmable power supplies (sold separately)
- 20' spools come with 6 ft. pre-soldered power feeds
- 6 years limited warranty

APPLICATIONS

- Aisle and stairway lighting
- Cabinet and cove lighting
- Back lighting
- Showcase lighting
- Linear decorative lighting

SPECIFICATIONS

Product Code		LTP-XX-YY-H90-LP and LTP-XX-YY-LP (XX: Length in feet; YY: Colour temperature)
Electrical	Input Voltage	24V DC
	Power Consumption	2.2W/Ft
Specs	Colour Temperature	2700/3000/3500/4000/6500K
	CRI	90+ [Note: For LTP-XX-YY-LP series, the CRI is 80]
	Lumen Output	143 Lumens per ft 2700K; 145 Lumens per ft 3000K; 148 Lumens per ft 3500K; 150 Lumens per ft 4000K; 165 Lumens per ft 6500K
	Efficacy	65 LPW 2700K, 66 LPW 3000K, 68 LPW 3500K 70 LPW 4000K, 75 LPW 6500K
	Dimmable	Yes
	Beam Angle	120°
LED	Type	High Brightness 5060 SMD LEDs
	Life Span	50,000 Hours
	Spacing	32mm
	# per foot (304mm)	9
Design	Dimensions (Inches)	.39" W
	Dimensions (Millimeters)	10mm W
	Max Single Run Length	90Ft
	Custom Cuttable	1.3" (33mm)
	Approved Location	Indoor
Warranty	6 years	
Approvals	cETLus	

PRODUCT CODES

XX: Length in feet; YY: Colour temperature

20Ft spools
LTP - 20 - YY - H90 - LP

LED COLOUR
2700K
3000K
3500K
4000K
6500K

100Ft spools
LTP - 100 - YY - H90 - LP

LED COLOUR
2700K
3000K
3500K
4000K
6500K

Custom Cut
LTP - XX - YY - H90 - LP

LED COLOUR
2700K
3000K
3500K
4000K
6500K

LTP - 20 - YY - LP

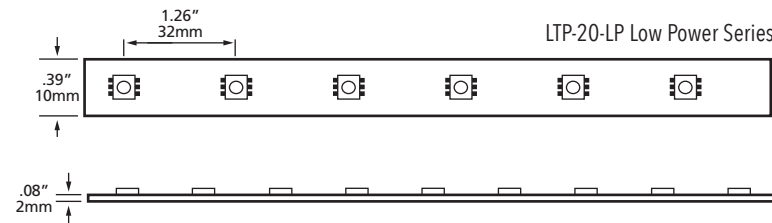
LED Colour
RD: Red
AM: Amber
GR: Green
BL: Blue

LTP - 100 - YY - LP

LED Colour
RD: Red
AM: Amber
GR: Green
BL: Blue

LTP - XX - YY - LP

LED Colour
RD: Red
AM: Amber
GR: Green
BL: Blue



DIMMABLE DRIVERS

MLDRE-40-24-DM

Max recommended load 36W or 16' LED Strip, min 8W or 4' LED Strip
6.77" x 2.67" x 1.26" (171 x 68 x 32mm)

MLDRE-96-24-DM

Max recommended load 90W or 40' LED Strip, min 8W or 4' LED Strip
6.77" x 2.67" x 1.26" (171 x 68 x 32mm)

NON-DIMMABLE DRIVERS


MLDR-120-24

Indoor/Outdoor driver
Max. recommended load 90W or 40' (12.1m) per single tap, 120W or 54' (16.46m) combined two secondary taps.
120W hardwire
Input: 100 - 240V AC
Output: 24V DC
10" x 3 3/8" x 3 3/16" (254 x 85.7 x 80.9mm)

MLDR-20-24JB

Indoor driver
Max recommended load 18W or 8' LED Strip
20W hardwire
Input: 100 - 240V AC
Output: 24V DC
4 1/8" x 4 1/8" x 1 1/2" (104.8 x 104.8 x 38.1mm)

ACCESSORIES



LTP-001-6R
72" Power feed connector for single colour indoor. Add "-L" to code for opposite end, add "-CM" for through wall connections.



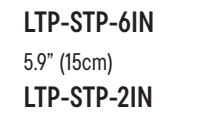
LTP-002
In-line connector for CCT series indoor



VO-C10-8
Clear PVC mounting "U" channel



LTP-001-12R
12' (144") Power feed connector for single colour indoor.



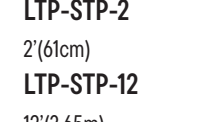
LTP-STP-6IN
5.9" (15cm)
LTP-STP-2IN
2" (5cm)



LMSII-001
Terminal block and junction box for connection to additional lengths of power cable if needed



LTP-003-6DC
DC connector for LED strip series with 6" wire and DC connector



LTP-STP-2
2' (61cm)
LTP-STP-12
12' (3.65m)
In-line connector for single colour indoor



LV-SPIR-1CH-LV
PIR Motion Sensor, 1 Channel, 24V DC
NOTE: To be used with non dimmable drivers only