

High Density, Low Power Indoor



Suitable for display cabinets and applications needing lower but even illumination.

FEATURES

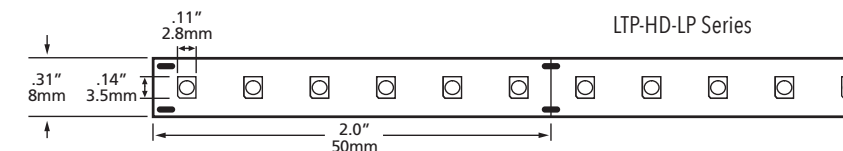
- 1 Bin
- 2 Step MacAdam Ellipse
- 3oz PCB board
- 3M Adhesive
- 50,000 hours life
- High brightness 5060 SMD LEDs
- Field cuttable
- Low power consumption
- Available in 16' (5m) and 100' (30.48m) spools (custom cuts available)
- Safe, 24V class 2 power supplies (sold separately)
- Fully dimmable with dimmable power supplies (sold separately)
- 16' spools come with 6 ft. pre-soldered power feeds
- 6 year limited warranty

APPLICATIONS

- Aisle and stairway lighting
- Cabinet and cove lighting
- Back lighting
- Showcase lighting
- Linear decorative lighting

SPECIFICATIONS

Product Code		LTP-XX-YY-HD-LP-H90 (XX: Length in feet; YY: Colour temperature)
Electrical	Input Voltage	24V DC
	Power Consumption	2.9W/Ft
Specs	Colour Temperature	2700/3000/4000/6500K
	CRI	90+
	Lumen Output	225 Lumens per ft 3000K; 234 Lumens per ft 4000K; 257 Lumens per ft 6500K
	Efficacy	77 LPW 3000K; 80 LPW 4000K; 88 LPW 6500K
	Dimmable	Yes
	Beam Angle	120°
LED	Type	High Brightness 3528 Epistar LEDs
	Life Span	50,000 Hours
	Spacing	8.3mm
	# per foot (304mm)	36
Design	Dimensions (Inches)	31" W
	Dimensions (Millimeters)	0 8mm W
	Max Single Run Length	31Ft
	Custom Cuttable	2" (50mm)
	Approved Location	Indoor
Warranty		6 years
Approvals		cETLus



PRODUCT CODES

XX: Length in feet; YY: Colour temperature

16Ft spools
LTP - 16 - YY - HD - LP - H90

LED COLOUR
2700K
3000K
4000K
6500K

100Ft spools
LTP - 100 - YY - HD - LP - H90


LED COLOUR
2700K
3000K
4000K
6500K

Custom cuts
LTP - XX - YY - HD - LP - H90

LED COLOUR
2700K
3000K
4000K
6500K

ACCESSORIES


NON DIMMABLE DRIVERS



LTP-001-HD-6
72" Power feed connector for high density indoor



LTP-002-HD
In-line connector for high density indoor



LTP-STP-HD-6IN
6" In-line connector for high density indoor

MLDR-120-24


Indoor/Outdoor driver
Max. recommended load 90W or 31' (9.4m) per single tap, 120W or 41' (12.5m) combined two secondary taps.
120W hardwire
Input: 100 - 240V AC
Output: 24V DC
10" x 3 3/8" x 3 3/16" (254 x 85.7 x 80.9mm)



LV-SPIR-1CH-LV
PIR Motion Sensor, 1 Channel, 24V DC
NOTE: To be used with non dimmable drivers only



LMSII-001
Terminal block and junction box for connection to additional lengths of power cable if needed



VO-C10-8
Clear PVC mounting "U" channel

MLDR-20-24JB

Indoor driver
Max recommended load 18W or 6' LED Strip
20W hardwire
Input: 100 - 240V AC
Output: 24V DC
4 1/8" x 4 1/8" x 1 1/2" (104.8 x 104.8 x 38.1mm)

NOTE: See page 36-37 for the complete range of aluminum extrusions.

INDOOR/OUTDOOR DIMMABLE DRIVERS

MLDRE-40-24-DM

Max recommended load 36W or 6' LED Strip, min 8W or 2' LED Strip
6.77" x 2.67" x 1.26" (171 x 68 x 32mm)

MLDRE-96-24-DM

Max recommended load 90W or 31' LED Strip, min 8W or 3' LED Strip
6.77" x 2.67" x 1.26" (171 x 68 x 32mm)