

# High Power Indoor

Suitable for high ceiling coves or areas that require higher illumination. Commercial, retail, hospitality and residential applications.



## HIGH POWER SINGLE COLOUR LTP-20 SERIES

### FEATURES

- 1 Bin
- 2 Step MacAdam Ellipse
- 3oz PCB board
- 3M Adhesive
- 50,000 hours life
- High brightness 5060 SMD LEDs
- Field cuttable
- Low power consumption
- Available in 20' (6.1m) and 100' (30.48m) spools (custom cuts available)
- Safe, 24V class 2 power supplies (sold separately)
- Fully dimmable with dimmable power supplies (sold separately)
- 20' spools come with 6 ft. pre-soldered power feeds
- 6 years limited warranty

### APPLICATIONS

- Aisle and stairway lighting
- Cabinet and cove lighting
- Back lighting
- Showcase lighting
- Linear decorative lighting

SPECIFICATIONS		
<b>Product Code</b>	LTP-XX-YY-H90	
<b>Electrical</b>	<b>Input Voltage</b>	24V DC
	<b>Power Consumption</b>	4.3W/Ft
<b>Specs</b>	<b>Colour Temperature</b>	2700/3000/3500/4000/6500K
	<b>CRI</b>	90+
	<b>Lumen Output</b>	280 Lumens per ft 2700K; 285 Lumens per ft 3000K; 293 Lumens per ft 3500K; 300 Lumens per ft 4000K; 325 Lumens per ft 6500K
	<b>Efficacy</b>	65 LPW 2700K; 66 LPW 3000K; 68 LPW 3500K; 70 LPW 4000K; 75 LPW 6500K
	<b>Dimmable</b>	Yes
	<b>Beam Angle</b>	120°
<b>LED</b>	<b>Type</b>	High Brightness 5060 SMD LEDs
	<b>Life Span</b>	50,000 Hours
	<b>Spacing</b>	16mm
	<b># per foot (304mm)</b>	18
<b>Design</b>	<b>Dimensions (Inches)</b>	.39" W
	<b>Dimensions (Millimeters)</b>	10mm W
	<b>Max Single Run Length</b>	20Ft
	<b>Custom Cuttable</b>	1.3" (33mm)
	<b>Approved Location</b>	Indoor
<b>Warranty</b>	6 years	
<b>Approvals</b>	cETLus	

### PRODUCT CODES

20Ft spools  
LTP - 20 - YY - H90

100Ft spools  
LTP - 100 - YY - H90

Custom cuts  
LTP - XX - YY - H90

**LED COLOUR**  
2700K  
3000K  
3500K  
4000K  
6500K

**LED COLOUR**  
2700K  
3000K  
3500K  
4000K  
6500K

**LED COLOUR**  
2700K  
3000K  
3500K  
4000K  
6500K

LTP - 20 - YY

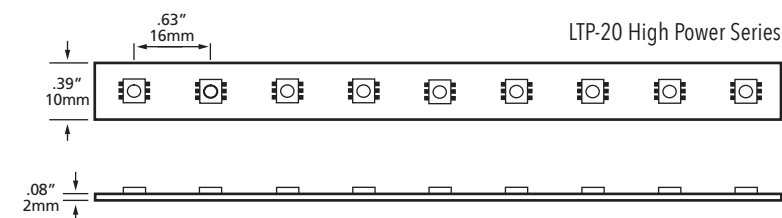
LTP - 100 - YY

LTP - XX - YY

**LED COLOUR**  
RD: Red  
AM: Amber  
GR: Green  
BL: Blue

**LED COLOUR**  
RD: Red  
AM: Amber  
GR: Green  
BL: Blue

**LED COLOUR**  
RD: Red  
AM: Amber  
GR: Green  
BL: Blue



### DIMMABLE DRIVERS

#### MLDRE-40-24-DM

Max recommended load 36W or 8' LED Strip,  
min 8W or 2' LED Strip  
6.77" x 2.67" x 1.26" (171 x 68 x 32mm)

#### MLDRE-96-24-DM

Max recommended load 90W or 20' LED Strip,  
min 8W or 2' LED Strip  
6.77" x 2.67" x 1.26" (171 x 68 x 32mm)

### NON-DIMMABLE DRIVERS


#### MLDR-120-24

Indoor/Outdoor driver  
Max. recommended load 90W or 20' (6.1m) per single tap,  
120W or 27' (8.23m) combined two secondary taps.  
120W hardwire  
Input: 100 - 240V AC  
Output: 24V DC  
10" x 3 3/8" x 3 3/16" (254 x 85.7 x 80.9mm)

#### MLDR-20-24JB

Indoor driver  
Max recommended load 18W or 4' LED Strip  
20W hardwire  
Input: 100 - 240V AC  
Output: 24V DC  
4 1/8" x 4 1/8" x 1 1/2" (104.8 x 104.8 x 38.1mm)


### ACCESSORIES



**LTP-001-6R**  
72" Power feed connector for single color indoor. Add "-L" to code for opposite end, add "-CM" for through wall connections.



**LTP-002**  
In-line connector for CCT series indoor



**VO-C10-8**  
Clear PVC mounting "U" channel



**LTP-001-12R**  
12' (144") Power feed connector for single colour indoor

**LTP-STP-6IN**

5.9" (15cm)

**LTP-STP-2IN**

2" (5cm)

**LTP-STP-2**

2" (61cm)

**LTP-STP-12**

12' (3.65m)



**LTP-003-6DC**  
DC connector for LED strip series with 6" wire and DC connector

**LTP-STP-6IN**  
5.9" (15cm)  
**LTP-STP-2IN**  
2" (5cm)  
**LTP-STP-2**  
2" (61cm)  
**LTP-STP-12**  
12' (3.65m)

**NOTE:** See page 36-37 for the complete range of aluminum extrusions.



**LMSII-001**  
Terminal block and junction box for connection to additional lengths of power cable if needed



**LV-SPIR-1CH-LV**  
PIR Motion Sensor, 1 Channel, 24V DC  
**NOTE:** To be used with non dimmable drivers only