


T-LED Edge Light CCT

T-LED Edge Light CCT is an innovative solution for general and accent lighting in offices, hallways and commercial applications. Its perimeter illumination offers a unique edge lit look, replacing the traditional flat panels and troffers at a fraction of the cost. Our CCT and wattage adjust features make T-LED all the more versatile.

AC100-277V, 0-10V dimmable technology that offers an ideal replacement for traditional flat panels and troffers.



DESIGNLIGHTS
CONSORTIUM

FEATURES

- Ideal replacement for traditional flat panels and troffers at a fraction of the cost
- Non-flicker, no dark spots
- Installs in minutes
- AC100-277V, 0-10V dimmable
- cETLus, DLC premium
- Ambient temperature: -20°C - 45°C
- Available in 2X2 and 2X4 versions
- Adjustable wattage: 2X2: 20W/30W/40W
2X4: 40W/50W/60W
- Adjustable colour temperature: 3500K/4000K/5000K
- Dry locations
- 5 year limited warranty

APPLICATIONS

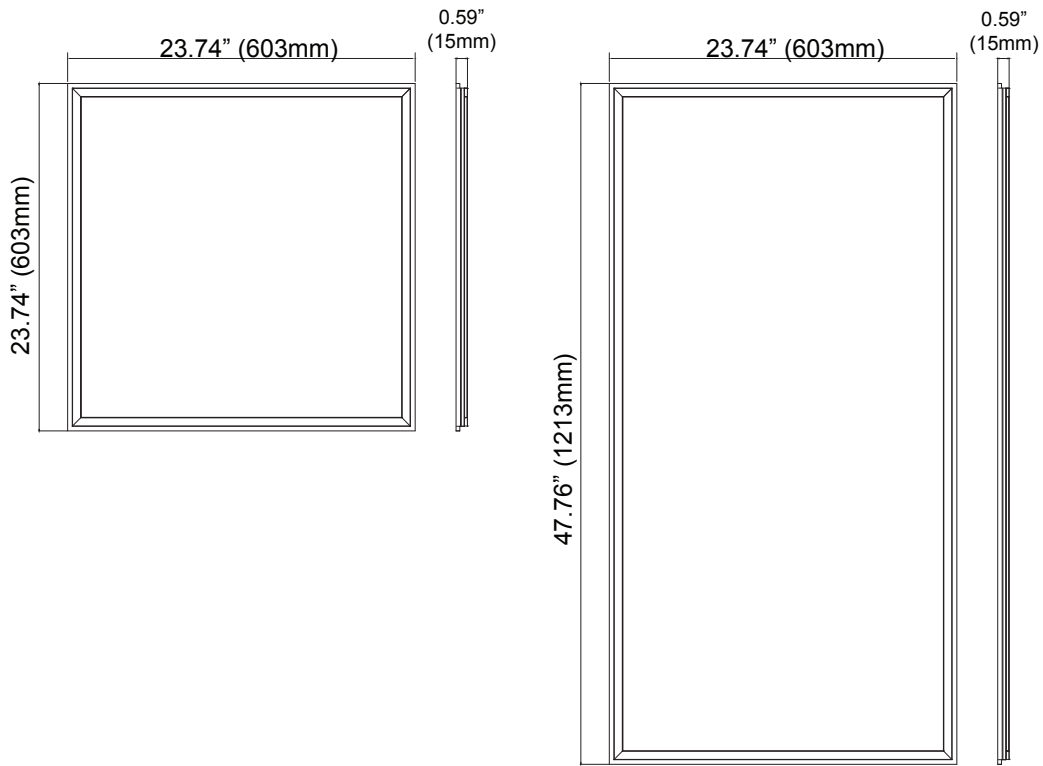
- Retail
- Offices
- Hallways
- Elevators
- Banquet Halls
- Restaurants

PRODUCT CODES

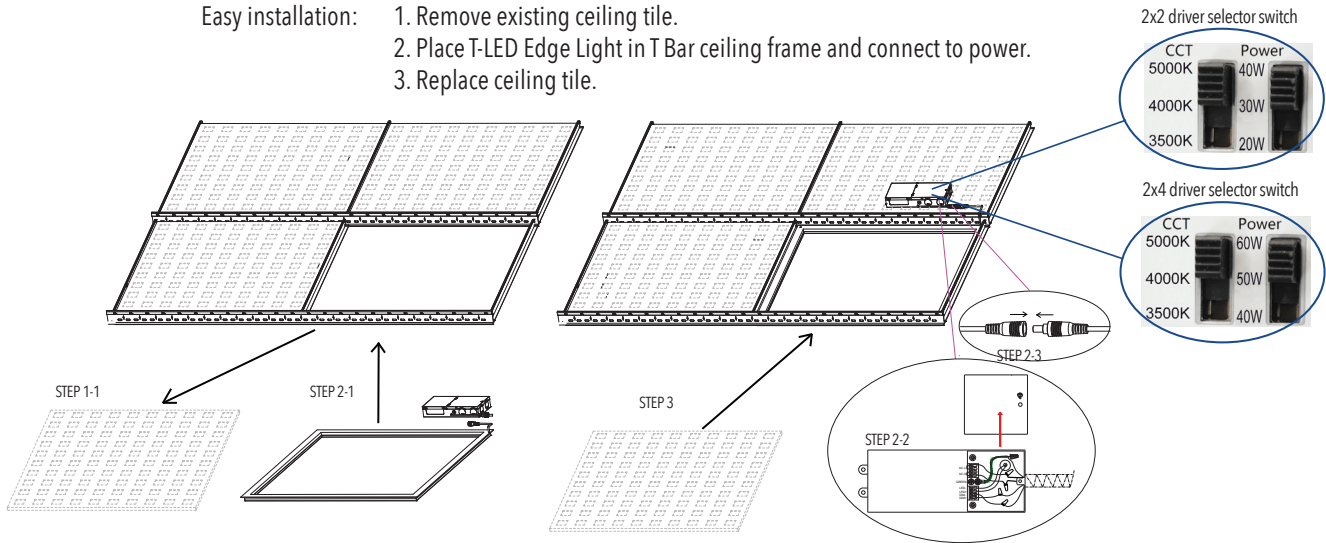
TLE-2X2-K40-3050
TLE-2X4-K60-3050

SPECIFICATIONS

Colour Temperature	3500/4000/5000K adjustable
Input Voltage	AC100-277V
Power Consumption (W)	2X2=20/30/40 watts adjustable 2X4=40/50/60 watts adjustable
Lumen Output	2X2=2200-4400LM 2X4=4400-6600LM
LED Type	Integral SMD 2835 LEDs
Luminous Efficacy	120 Lumens per watt
Beam angle	120°
Colour Rendering Index	>80, >95 for 3500K
LED Life (hours)	50,000
Dimmable	0-10V
Approvals	cETLus, DLC



- Easy installation:
1. Remove existing ceiling tile.
 2. Place T-LED Edge Light in T Bar ceiling frame and connect to power.
 3. Replace ceiling tile.



ACCESSORIES



TLE-DM
Driver mount bracket (for mounting the bracket to the T-BAR)



TLE-MC
Mounting clips (for fixture wire suspension)



YT20E-XXL
Emergency LED Driver
Input voltage: 120-277V AC
Output voltage: 30-60V DC
Output power: 20W
Emergency functioning time: >1.5 hours
Dimensions: 17.7"x1.26"x0.83" (450mm x 32mm x 21mm)

NOTE: driver mount bracket (TLE-DM), and mounting clips (TLE-MC) are available (sold separately). Please check your local building codes, if these accessories are required.