

# Mini Disc Light (Scoop)

The LED Mini Disc Scoop directs light precisely, ideal for stair and theater aisle lighting. It's durable and efficient, offering a 50,000-hour lifespan and low 0.24W consumption, fitting easily into 1" holes. Certified for diverse environments, it ensures safety and versatility with a solid warranty.



## FEATURES

- Dimmable on the primary power supply side with drivers
- 50,000 hour durability
- Ultra-low consumption: 0.24 watts per fixture
- 12V class 2 safety
- Up to 100 fixtures per supply
- cETLus certified
- Fits 1" diameter, 3.5" depth
- Lens: Frosted Tempered Glass
- 2 years limited warranty, 3 years on stainless steel

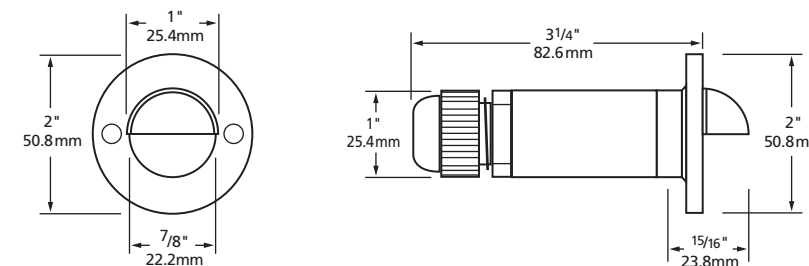
## APPLICATIONS

- Steps
- Aisles
- Paths
- Driveways
- Direction lighting
- Information lighting
- Decorative lighting
- Merchandising
- Landscape accents

SPECIFICATIONS		
<b>Product Code</b>	LEDMD-S-XX-YY	
<b>Electrical</b>	Input Voltage	12V DC
	Power Consumption	0.24W
<b>Specs</b>	Colour Temperature	Cool White 5400K, Warm White 2900K, Blue, Green, Amber, Red
	CRI	N/A
	Lumen Output	17
	Efficacy (LM/W)	N/A
	Dimmable	Yes
	Beam Angle	N/A
<b>LED</b>	Life Span	50,000 Hours
	Dimensions (Inches)	2 x 3 1/4"
	Dimensions (Millimeters)	50.8 x 82.6mm
	Cover Finish	Aluminum, White, Bronze, Black
	Barrel Finish	Aluminum, White, Bronze, Black
	Lens	Frosted tempered glass
	Max Single Run Length	200 fixtures
	Approved Location	Outdoor
<b>Warranty</b>	2 years	
<b>Approvals</b>	cETLus listed and labeled for wet, IC, ceiling, wall and direct burial applications	

- **NOTE:** When installing Mini Disc Scoop in harsh environments (such as limestone, salted areas, coastal environments, etc.) please use the stainless steel version to avoid the risk of corrosion to the body of the fixture.
- Each LED Driver can power up to 200 Mini Disc Lights by parallel wiring ("daisy chain") between fixtures.
- **NOTE:** Use LW-18G-CL2 for all in-wall applications, LW-18G-BUR for all burial applications.

## DIAGRAM



## PRODUCT CODES

### LEDMD-S-XX-YY

LED	COLOUR OF LED	FINISH
Mini Disc Light (Scoop)	CW - 5400K WW - 2900K AM - Amber BL - Blue GR - Green RD - Red	AL - Aluminum WH - White BZ - Bronze BK - Black

## REPLACEMENT LED MODULES

- **LCL-LEDMOD-WH**  
LED Mini Disc Light module, 12V, white LED 5400K
- **LCL-LEDMOD-WW**  
LED Mini Disc Light module, 12V, warm white LED 2900K

## INSTALLATION WIRES

- **LW-18G-BUR**  
For outdoor burial connections
- **LW-18G-CL2**  
For indoor through wall connections

**NOTE:** One of the above wires **MUST** be used in order to maintain product warranty.

## ACCESSORIES



### LEDMD-CF

Concrete form for concrete pour applications. Fits over most 1/2" (12.7mm) conduit junction boxes.

## DIMMABLE DRIVERS

### MLDRE-20-12-DM

20 Watts  
Max. recommended load 18 W or 75 Mini Disc Lights

Min. recommended load 8 W or 34 Mini Disc Lights

6.77" x 2.67" x 1.26" (171 x 68 x 2mm)

### MLDRE-60-12-DM

60 Watts  
Max. recommended load 54 W or 200 Mini Disc Lights

Min. recommended load 8 W or 34 Mini Disc Lights

6.77" x 2.67" x 1.26" (171 x 68 x 32mm)

**NOTE:** For outdoor installations, please add E-KO-SR strain relief.

## NON DIMMABLE DRIVERS

### LEDDR-12-20W-HW (Indoor)

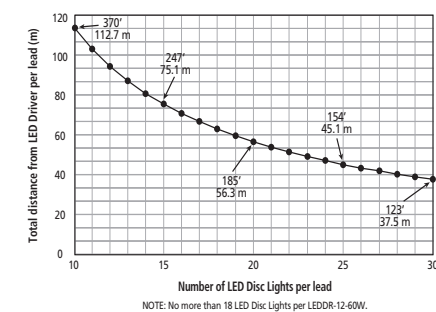
20W hardwire  
Input: 100 - 240V AC  
Output: 12V DC  
Max. 75 Mini Disc Lights  
4 1/8" x 4 1/8" x 1 1/2" (104.8 x 104.8 x 38.1mm)

### LEDDR-12-60W (Indoor/Outdoor)

60W hardwire  
Input: 100 - 240V AC  
Output: 12V DC  
Max. 200 Mini Disc Lights  
9 11/16" x 2 9/16" x 2 1/16" (246 x 65 x 52mm)

## 100% LED Light Output Chart

With every foot of lead wire and every light fixture, there is voltage loss. With too much voltage loss all light fixtures will not develop 100% of their potential output. Below is a chart of acceptable voltage loss which will maintain 100% of the potential light output of the LED Disc Light. Simply plot the number of LED Disc Light you wish to place on one lead on the horizontal axis, with the total distance from the LED Driver to the last LED Disc Light on the vertical axis. If the resulting plot is at or below the line shown, you will have acceptable voltage loss and your LED Disc Light will output 100% of their potential.

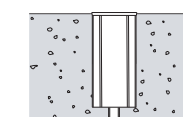


NOTE: No more than 18 LED Disc Lights per LEDDR-12-60W.

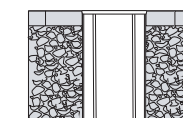
## WARNING: LACK OF DRAINAGE WILL VOID THE WARRANTY

To maintain the warranty, a proper drainage system **MUST** be installed (drainage material or drainage pipe), when the product is installed in soil or concrete.

**Test drainage prior to installation.**  
A quantity of water equal to the volume of the mounting hole should drain in 15 minutes or less.



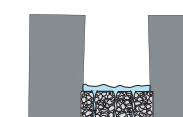
Concrete Installation



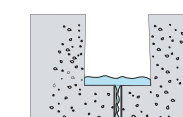
Paving Stones



Soil Installation



SOFT GROUND



HARD GROUND

