

LED Thin Star

An elegantly thin fixture that provides excellent task lighting capabilities with a slim profile.



FEATURES

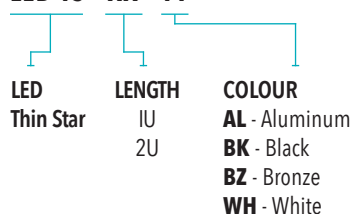
- Available in:
 - 6 LED (11" / 281mm)
 - 12 LED (21.8" / 553mm)
- 40,000 hour lamp life
- Low power consumption of 3.5W and 7.0W per respective lengths
- cETLus listed for indoor surface mount locations
- Available in White, Black, Bronze and Brushed Aluminum finishes
- Warm White 3000K colour temperature
- Safe 24V class 2 operation
- Easy installation with double sided tape or mounting screws provided with fixture
- Quick connect joiners in various lengths for easy wiring
- Ultra slim profile
- Dimmable
- 3 year limited warranty

APPLICATIONS

- Shelves
- Display cases
- Under cabinets
- Above cabinets
- Accent lighting
- Work stations
- Podiums and consoles

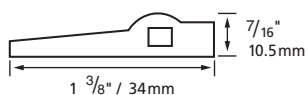
PRODUCT CODES

LED-TS - XX - YY

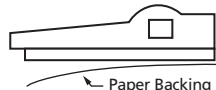


SPECIFICATIONS

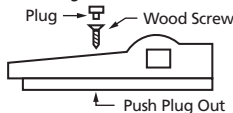
	LED-TS-1U	LED-TS-2U
Power Consumption	3.5W (Max.)	7.0W (Max.)
Current	0.12A	0.24A
Voltage	24V DC	
LED Type	5630	
LED Life	40,000 hours	
LED Number	6 pcs	12 pcs
LED CRI	> 80	
Luminous Flux (lm) (+/-10% tolerance)	155 lm	300 lm
Luminous Efficiency	44 lm/w	43 lm/w
Illumination @ 45cm (+/- 10% tolerance)	345 Lux	594 Lux
CRI	> 80	
LED Colours	3000K +/-200K	
Fixture Colour	Aluminum / Black / White / Bronze	
Lens	Clear Glass	
Mounting	Double sided tape and wood screws (included)	
Size	11 1/8" x 1 3/8" x 7/16" (281 x 34 x 11mm)	21 7/8" x 1 3/8" x 7/16" (553 x 34 x 11mm)
Approvals	cETLus	



Mounting with Double-Sided Tape



Mounting with Wood Screws



ACCESSORIES



HBSLF-C-WH
White Joiner Male/Male
HBSLF-C-BZ
Bronze Joiner Male/Male
HBSLF-C-BK
Black Joiner Male/Male



LED-TSMF-WH
White Power Supply Cords
Female (from Driver)
12' (3.6m)



LED-TSMF-BZ
Bronze Power Supply Cords
Female (from Driver)
12' (3.6m)



LED-TSMF-BK
Black Power Supply Cords
Female (from Driver)
12' (3.6m)



LED-TSMM-1.5-WH
White Connector Cords
Male/Male (between fixtures)
1.5' (45.7cm)
LED-TSMM-3-WH
3' (91.4cm)
LED-TSMM-6-WH
6' (1.83m)



LED-TSMM-1.5-BZ
Bronze Connector Cords
Male/Male (between fixtures)
1.5' (45.7cm)
LED-TSMM-3-BZ
3' (91.4cm)
LED-TSMM-6-BZ
6' (1.83m)



LED-TSMM-1.5-BK
Black Connector Cords
Male/Male (between fixtures)
1.5' (45.7cm)
LED-TSMM-3-BK
3' (91.4cm)
LED-TSMM-6-BK
6' (1.83m)



LEDMS-WSC
Wire Screw Clips



LMSII-001
Terminal block and junction box for connection to additional lengths of power cable if needed.

DIMMABLE DRIVERS

MLDRE-40-24-DM
Max. recommended load 36 watts or 60 Thin Star LEDs
Min. recommended load 8 watts or 18 Thin Star LEDs
(see number of LEDs per fixture in specs)
6.77" x 2.67" x 1.26" (171 x 68 x 32mm)

NON DIMMABLE DRIVERS

LEDTS-24-65
65W plug in
Maximum 10 pcs LED-TS-1U, maximum 5 pcs LED-TS-2U or any combination up to 60 LEDs
Input: 100 - 240 V AC
Output: 24 V DC
4 3/4" x 2 1/2" x 1 1/2" (120mm x 58mm x 38mm)

LEDSh-24-20W-HW
20 W hardwire
Max 5 pcs LED-TS-1U,
Max 2 pcs LED-TS-2U or any combination up to 30 Thin Star LEDs
Input: 100 - 240 V AC
Output: 24 V DC
4 1/8" x 4 1/8" x 1 1/2" (120mm x 58mm x 38mm)