

3 COLOUR TEMPERATURE LED THIN LINE DOWN LIGHTS

Designed for remodel and new construction, wet locations listed, Thin Line Downlights are a versatile and affordable choice for countless applications.

Features

- ✓ Energy Star rated - up to 80% energy savings
- ✓ Dimmable to 5% with most standard dimmers
- ✓ 120° beam spread
- ✓ Adjustable colour temperature 2700K/3000K/4000K
- ✓ Two spring loaded clips to attach to any ceiling material
- ✓ White finish
- ✓ Wet locations listed
- ✓ Temperature rating: -20°C-45°C
- ✓ No IC can required, for direct contact with insulation and combustible materials
- ✓ The driver is wired for 120V input
- ✓ 50,000 hour life
- ✓ 5 year limited warranty
- ✓ Airtight
- ✓ cETLus and Energy Star listed
- ✓ Interchangeable brushed nickel, black and bronze trim rings available (*sold separately*)

Applications

- ✓ Kitchens & Pantries
- ✓ Laundry Rooms & Bathrooms
- ✓ Lobbies & Hallways
- ✓ Banquet Halls
- ✓ Elevators
- ✓ Retail lighting
- ✓ Restaurants
- ✓ Offices

Colour Temperature: 2700K



Colour Temperature: 3000K



Colour Temperature: 4000K



3 COLOUR TEMPERATURE LED THIN LINE DOWN LIGHTS

Designed for remodel and new construction, wet locations listed, Thin Line Downlights are a versatile and affordable choice for countless applications.

Finish

White

Trim Rings

Interchangeable brushed nickel, black and bronze trim rings available (sold separately).
For more info, see page 9.

Electrical

The driver is wired for 120V input

Lamping

Adjustable colour temperature 2700K/3000K/4000K
Rated for 50,000 hrs., 80+ CRI

Certification

cETLus listed for wet location

Warranty

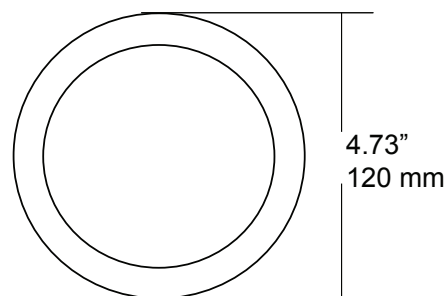
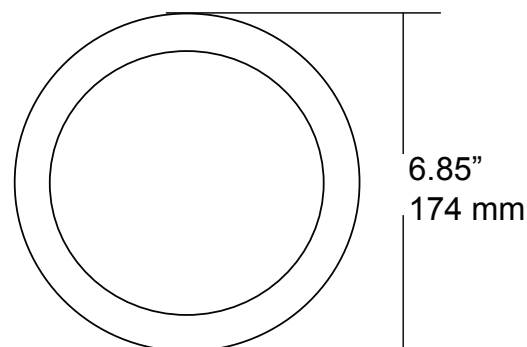
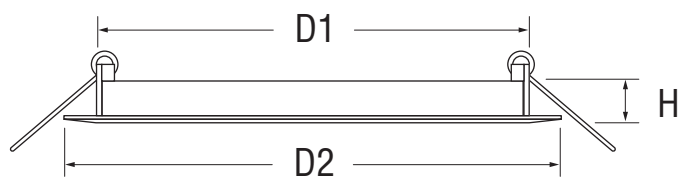
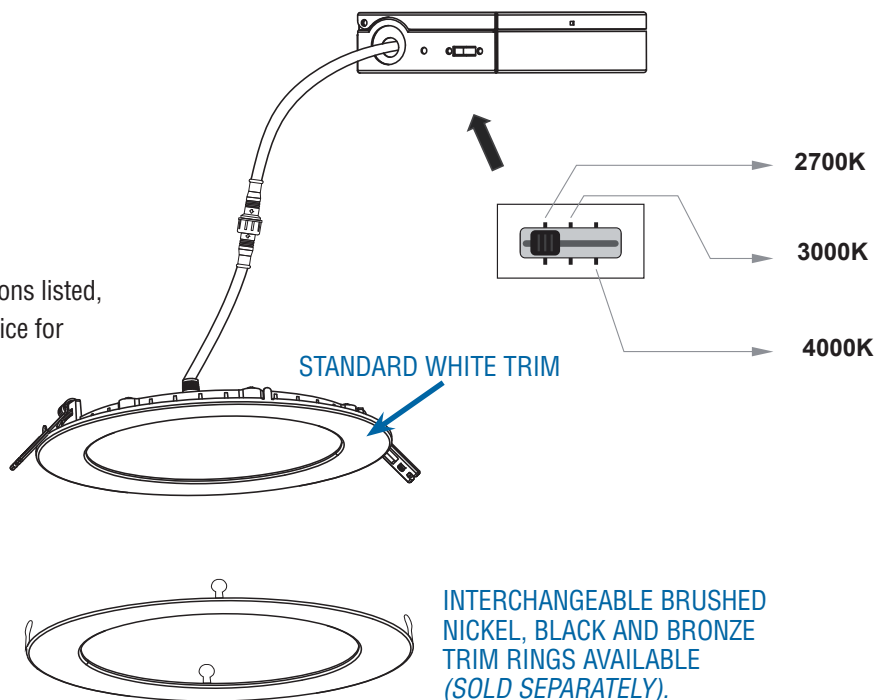
Limited warranty: This fixture is free from defects in materials and workmanship for a period of 5 years from date of purchase

NOTE: Each fixture ships with one constant current power supply.

SPECIFICATIONS

3 Colour Temperature LED Thin Line Down Lights

	4 inch 3-Colour Temperature LED Thin Line Down Light	6 inch 3-Colour Temperature LED Thin Line Down Light
Product Codes	LVLDL-04-CCT-WH-R-L3	LVLDL-06-CCT-WH-R-L3
Power Consumption (W)	9W	12W
Lumens		
2700K	686	935
3000K	728	975
4000K	749	978
Dimming	Yes	
Appearance Size D1 x D2 x H	4.17" x 4.73" x 0.5" (106mm x 120mm x 13mm)	6.14" x 6.85" x 0.5" (156mm x 174mm x 13mm)
Dimensions (J-Box) D1 x D2 x H	5.1" x 3.5" x 1.3" (129.6mm x 89mm x 33mm)	5.1" x 3.5" x 1.3" (129.6mm x 89mm x 33mm)
Installation Hole Size	4.33" (110mm)	6.54" (166mm)
Colour Rendering Index	80+	
Input Voltage	120V	
Colour Temperature	2700K 3000K 4000K	
Approved Location	Wet	



LED SURFACE MOUNT DOWN LIGHTS

Product Description

LED Surface Mount Down Light is a low-profile downlight intended for ceiling mount applications. Features driver on board (DOB) technology, with no external driver needed. These flush mount LED ceiling lights mount directly into a 4" junction box. Ideal for general LED Lighting in residential and commercial applications.

Features

- ✓ Driver on Board Technology, provides a 120V alternating current source and eliminates the need for traditional LED driver
- ✓ Quick & easy to install on standard junction box, ceiling mount with mounting plate
- ✓ Die-cast aluminum housing
- ✓ Smooth and continuous dimming, dimmable with most standard dimmers
- ✓ Temperature rating: -20°C-40°C
- ✓ No light bulbs to replace or dispose
- ✓ Instant full brightness (including in sub-zero temperatures)
- ✓ 80+ CRI
- ✓ cETLus listed for wet locations
- ✓ Interchangeable brushed nickel, black and bronze trim rings available (*sold separately*)

Construction

Housing is made from die-cast aluminum
Matte white polycarbonate diffuser

Finish

White

Trim Rings

Interchangeable brushed nickel, black and bronze trim rings available (*sold separately*). For more info, see page 9.

Diffuser

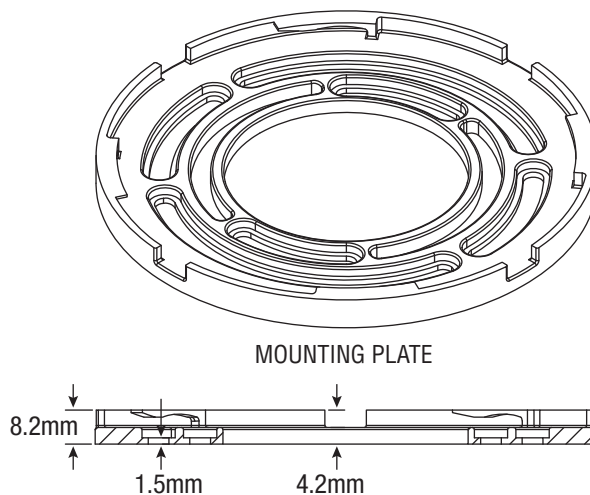
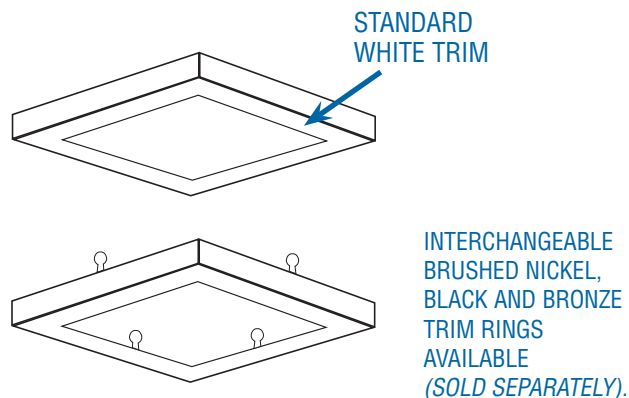
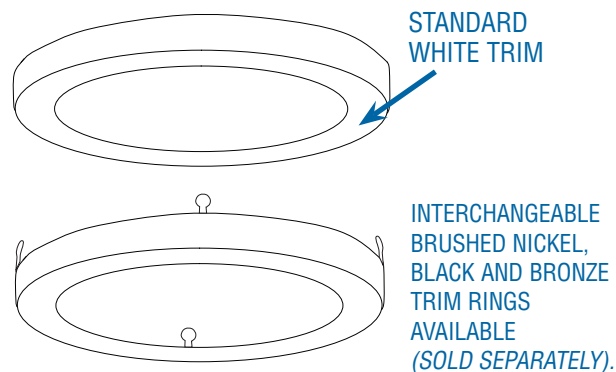
White polycarbonate diffuser

Electrical

This unit is wired for 120V operation
Dimmable with most standard dimmers

Lamping

LED's are 3000K-4000K non-replaceable
Rated for 50,000 hrs. 80+ CRI



Certification

Fixtures are cETLus listed for wet locations

Warranty

Limited warranty: This fixture is free from defects in materials and workmanship for a period of 5 years from date of purchase

Includes

- (1) Surface mount fixture
- (1) Mounting plate
- (3) Wire Nuts
- (1) Fitting instruction
- (2) Wood screws

*Specifications and dimensions subject to change without notice.

SPECIFICATIONS

Round LED Surface Mount Down Lights

	6 inch Round LED Surface Mount Down Light	8 inch Round LED Surface Mount Down Light	10 inch Round LED Surface Mount Down Light	12 inch Round LED Surface Mount Down Light
Product Codes	LVLDL-SR-06-XX-WH-L	LVLDL-SR-08-XX-WH-L	LVLDL-SR-10-XX-WH-L	LVLDL-SR-12-XX-WH-L
LED Colour	White			
Colour Temperature CCT	Warm White 3000K, Neutral White 4000K			
Input Voltage	120V			
Power Consumption (W)	11	14	17	22
Lumens: Warm White (WW) Neutral White (NW)	880 900	1000 1050	1200 1250	1800 1850
Luminous Efficacy (LPW): Warm White (WW) Neutral White (NW)	80 82	71 75	70 73	82 84
Colour Rendering Index	>80			
Dimmable	Yes			
Life Span (hours)	50,000 hrs			
LEDs	Epistar			
Appearance Size	6" D x 1" H (152mm D x 25mm H)	8" D x 1" H (203mm D x 25mm H)	10" D x 1" H (254mm D x 25mm H)	12" D x 1" H (305mm D x 25mm H)

Square LED Surface Mount Down Lights

	6 inch Square LED Surface Mount Down Light	8 inch Square LED Surface Mount Down Light	10 inch Square LED Surface Mount Down Light	12 inch Square LED Surface Mount Down Light
Product Codes	LVLDL-SS-06-XX-WH-L	LVLDL-SS-08-XX-WH-L	LVLDL-SS-10-XX-WH-L	LVLDL-SS-12-XX-WH-L
LED Colour	White			
Colour Temperature CCT	Warm White 3000K, Neutral White 4000K			
Input Voltage	120V			
Power Consumption (W)	11	14	17	22
Lumens: Warm White (WW) Neutral White (NW)	880 900	1000 1050	1200 1250	1800 1850
Luminous Efficacy (LPW): Warm White (WW) Neutral White (NW)	80 82	71 75	70 73	82 84
Colour Rendering Index	>80			
Dimmable	Yes			
Life Span (hours)	50,000 hrs			
LEDs	Epistar			
Appearance Size	6" W x 1" H (152mm W x 25mm H)	8" W x 1" H (203mm W x 25mm H)	10" W x 1" H (254mm W x 25mm H)	12" W x 1" H (305mm W x 25mm H)

XX = LED Colour: WW-3000K, NW-4000K