

# Globe Light

The LED Globe Light, characterized by its marquee-style design, serves as a decorative lighting option equipped to endure extreme weather conditions, offering durability and longevity for both indoor and outdoor use.



## FEATURES

- 50,000 hours life
- Low power consumption
- Safe class 2, 24V power supply
- Field cuttable
- Multiple lamp spacings available
- Durable construction for indoor and outdoor use
- 2 years limited warranty

## APPLICATIONS

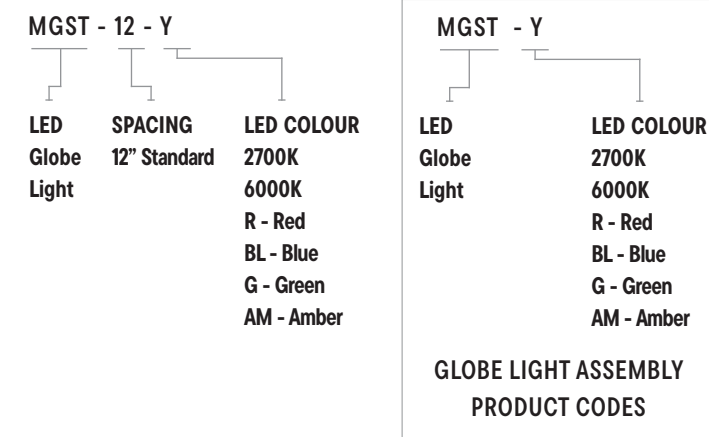
- Building outlines
- String across patios, walk ways, streets and public areas
- Under soffits
- Bridges
- Architectural features
- Window decorations
- Decks and patios

## SPECIFICATIONS

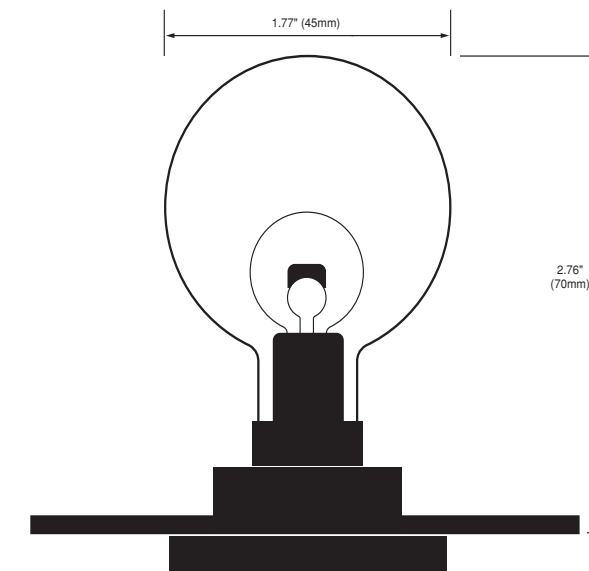
Product Code		MGST-12-Y (Y: Colour temperature)
Electrical	Input Voltage	24V DC
	Power Consumption	.5W/Bulb
Specs	Colour Temperature	2700/6000K
	CRI	80+
	Lumen Output	50 Lumens/Bulb
	LED Colours	2700K, 6000K, Red, Blue, Green, Amber (Upon request)
	Efficacy	100 Lumens per watt
	Wiring	Directly wired to class 2, 24V power supply
	Dimmable	Yes
	Cable	PVC black SPT2, 16AWG outdoor rated
Design	Life Span	50,000 Hours
	Spacing	12"
	# per foot (304mm)	1
	Dimensions (Inches)	1.77 x 2.76"
Design	Dimensions (Millimeters)	45 x 70mm
	Finish	Black
	Max Single Run Length	150' (45.6M) Not to exceed 180 lamps
	Operating Temperature	-25°C to 65°C
	Approved Location	Indoor/Outdoor
	Warranty	2 years
Approvals	cETLus	

## PRODUCT CODES

Y: Colour temperature



**OUTDOOR RATED CABLE: ST16W**  
For attaching Globe Light Lamp Assemblies.



## ACCESSORIES



**MGNC**  
Wood nail mounting clip



**MGEC**  
End cap for wire (Bag of 10)




**MGWC**  
Tie wrap for mounting to wire



**ST16W**  
Outdoor rated cable for DIY mounting of LED Globe Light



**MGTP**  
Double sided tape (Bag of 50 pieces)



**MGST-XX-LAMP**  
Replacement lamp (XX: 2700K, 6000K, R (Red), BL (Blue), G (Green), AM (Amber))

## INDOOR/OUTDOOR DIMMABLE DRIVERS

**MLDRE-40-24-DM**  
Min 8 Watts, 16 Globes  
Max number of Globes = 80  
40 Watts  
6.77" x 2.67" x 1.26" (171 x 68 x 32mm)

**MLDRE-96-24-DM**  
Min 8 Watts, 16 Globes  
Max number of Globes = 180  
96 Watts  
6.77" x 2.67" x 1.26" (171 x 68 x 32mm)

## NON DIMMABLE DRIVERS

**MLDR-120-24 (Indoor/Outdoor)**  
Max number of Globes = 180\*  
120W hardwire  
Input: 100 - 240V AC, Output: 24V DC  
120 Watts  
10" x 3 3/8" x 3 3/16" (254 x 85.7 x 80.9mm)

**MLDR-20-24JB (Indoor)**  
Max recommended load 18W or 36 LED Globes  
20W hardwire  
Input: 100 - 240V AC, Output: 24V DC  
4 1/8" x 4 1/8" x 1 1/2" (104.8 x 104.8 x 38.1mm)

\* 180 on a single tap or 200 combined two secondary taps.