

# RF Touch CCT Controller

MODEL: LT-031-RF

## Product Specifications

### Summary


The RF Touch CCT controller (Correlated Colour Temperature) has the newest capacitance touch and wireless technology. It features both colour temperature, and brightness adjustments functions for dual colour LEDs (warm white and cool white). It is designed with a touch colour wheel that offers smooth and accurate colour temperature adjustment.

### Features

1. Ideal for warm white-cool white dual colour LEDs to achieve precise adjustment of colour temperature and brightness.
2. Remote control with 20 meters control distance.
3. Power off memory function-remembers the last colour temperature after being turned off.
4. Highly sensitive touch colour wheel for fast and precise colour adjustment.

### Safety Instructions


1. Save these instructions.
2. Read all instructions thoroughly before commencing assembly or installation.
3. For indoor use only.
4. This product must be installed in accordance with the applicable installation code by a person familiar with the construction and operation of the product and the hazards involved.
5. Use only Class 2 non-dimmable power supplies.
6. Turn off all electrical power before modifying lighting system in any way.



## Technical Parameters

CONTROLLER	
Supply Voltage	12V/24V DC
Loadable current	12A (6A per channel)
Output channels	2CH
Output power	144W/288W(12V/24V)
Control method	RF
Connection mode	common anode
Colour Cholge	2 (warm white and cool white)
Dimming method	PWM
Grey steps	256 steps per channel
Protection	The power input polarity protection
REMOTE	
Working voltage	4.5VDC
Remote control way	RF
Launch frequency	433Mhz
Controllable distance	20 meters
Battery types	3 pcs AAA type batteries (sold separately)
Standby power	0.08mW
Power consumption	6mW
Transmission power	40mW
Key Number	6 touch keys, 1 touch wheel
WHOLE MACHINE	
Working temperature	-20°C-60°C
Identification	CE, RoHS
Weight	380g
Packing size	L206.5xW136xH43mm

## Panel and Interface Specifications



## Panel and Interface Specifications (cont'd)



Turn off/on the LED light in any state .



Switch between warm white and cool white.



Colour wheel for selecting the desired colour temperature.



Increases or reduces the brightness.



Input port (12V/24V DC).



Output port for connecting LED lights.

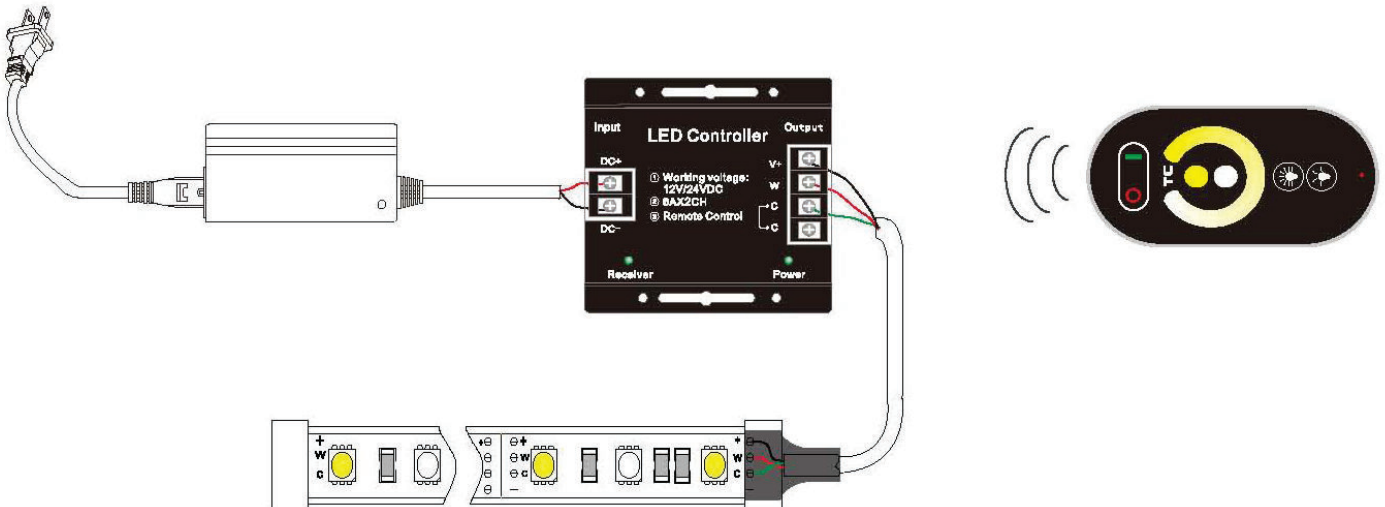


Green LED lights to show the power and signal receiver state.

## Remote Sleep Mode

When the user does not touch the remote controller for 20 seconds, the remote controller will automatically enter the lower power sleep mode to extend battery life. When the user needs to re-use the controller, only touch any key on the touch panel (not the colour wheel) to wake up the remote controller for normal use.

## Typical Wiring

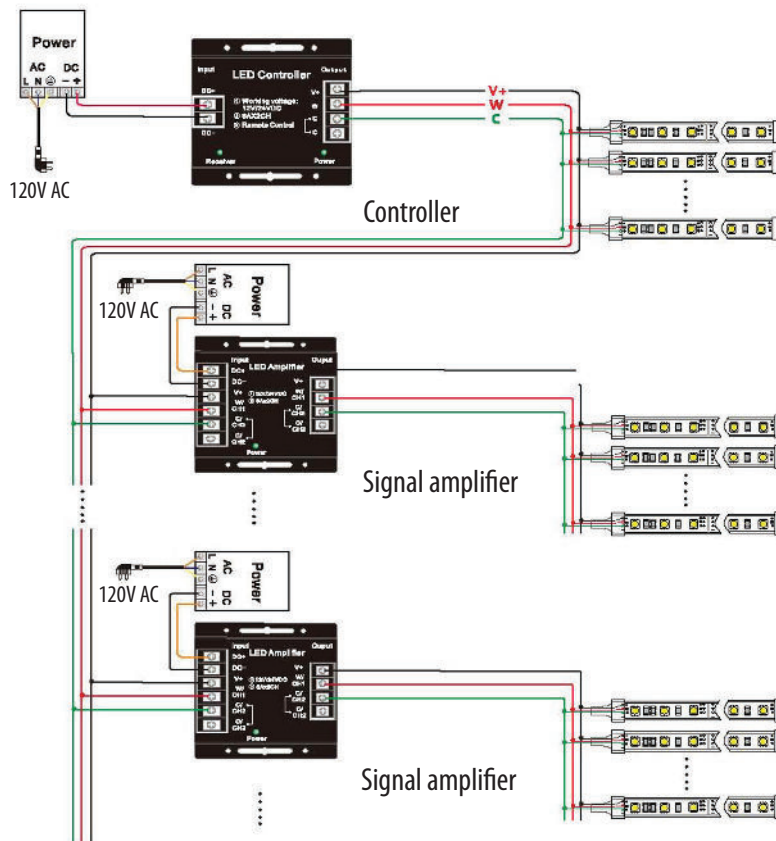


### Notes:

1. Use only Magic Lite non-dimmable 24V DC power supplies.
2. Install product as per diagram above (connect the load side first, then connect the power). In this process, please avoid short-circuits.

## Signal Amplifiers Diagram

When the load exceeds the controller maximum output power, it is necessary to use CT Signal Amplifiers (Magic Lite part# LT-290A), as per diagram below:



## Product Dimensions

